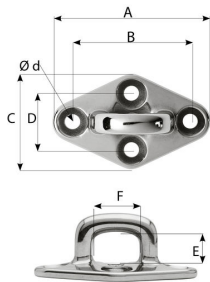


Diamond pad eye - Square- Length: 79 mm - M6 screw

Part #6655




Description

Mechanical resistance versus corrosion resistance ratio
Optimized dimensions
For ropes and webbings
For M6 screw
W.L 1 (90°) : 2900 Kg
W.L 2 (45°) : 2600 Kg
W.L 3 (0°) : 2400 Kg
B.L 1 (90°) : 7300 Kg
B.L 2 (45°) : 6900 Kg
B.L 3 (0°) : 6300 Kg



Applications

Multi-Uses :
Mast foot blocks Reefing blocks
Various fastenings

Technical information

Materials	Duplex stainless steel grade
 Working load (lb)	5950
Breaking load (lb)	16090
Weight (lb)	0.32
A (inch)	3 7/64"
B (inch)	2 23/64"
C (inch)	1 31/32"
D (inch)	1 17/64"
E (inch)	39/64"
F (inch)	55/64"

Caption

-  Working load (WL) : for nautical applications
-  Working Load Limit (WLL): for industrial applications only.
The safety factor is 5 times the breaking load.
WLL = Breaking load / 5

Wichard strives to ensure, to the best of its ability, the accuracy and the update of the information disseminated on this document, and reserves the right to correct at any time and without notice the content, as well as to evolve its products.

In the case of an industrial application, please contact our sales and technical department to validate the use of these products. The request for certificates can be made directly with the sales department when ordering the products.

Non-contractual pictures.