



cmac™

On Board Camera Management & Control System
Featuring Iris Control App for HTML5 Interface Compatible Systems

You're in Control...

CMAC™ is a new feature rich command, management and control system for your on-board cameras and alarms. Upload your deck plans, set up your on board cameras and alarms and control everything from your chartplotter with the Iris Control App.

Compatible with analogue, IP and HD-TVI cameras and our new Osiris Alarm system, CMAC™ also supports remote P2P access which means you can even view and control your system whilst you're away from the boat.



Multiple Camera Formats

CMAC systems are available in Hybrid or IP only formats.. Hybrid models accept analogue, AHD (HD-TVI / HD-CVI) and IP formats. By supporting multiple formats, not only does CMAC offer maximum compatibility, but it also future proofs your system should you decide to upgrade your cameras.

High Definition Digital Output

CMAC systems feature a high definition HDMI digital video output to provide the very best live, high quality footage on compatible chart-plotters, TVs and dedicated monitors. CMAC can also be used with standard definition devices with any HDMI to Composite Video converter.

IRIS Control HTML5 App

Manage and control your on-board cameras and alarms via our new Iris Control HTML5 App. Upload your deck plans and photos, drag and drop dedicated camera and alarm icons and you now have the most feature rich and intuitive marine security and surveillance system in the world. Navigate through your deck plans and select camera icons to switch video inputs, control PTZ cameras via the ultra-responsive virtual joystick, configure and select camera tours and scans, activate thermal colour palettes, gyro control and much much, more! Iris Control frees up helm space by removing the need for additional control hardware and joysticks.

USB Touch Control

In addition to control over your compatible MFD network, CMAC features a USB touch control interface. This means chart plotters with USB touch outputs, such as Garmin's 8000 series can be used to drive your PTZ cameras with pin-point accuracy.

WiFi / Remote P2P Connectivity

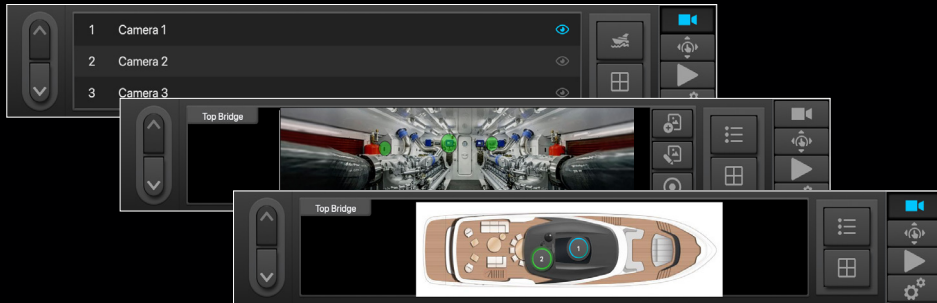
Connect CMAC to your on board WiFi router and view your cameras from around your boat on your smart phone, tablet or computer. Perfect for keeping an eye on what's happening above from below deck! CMAC can also be accessed remotely via P2P connectivity if you have internet access.

Integrated Network Video Recorder

CMACs built in recorder is fully configurable to maximise storage time, adjust resolutions and frame rates, set video motion detection and much more. Standard CMAC units support 1 x HDD drive bay (4TB capacity).



CUSTOMISE



Up-load deck plans or photos into your CMAC™ system then drag and drop camera, preset and alarm icons to provide instant switching, control and feedback. You can load up as many deck plans or photos as you like and these are navigated by means of scroll buttons which neatly animate through your plans. Why not use your own photos to represent instrumentation panels and then simply place preset icons over your dials and displays to instantly drive a PTZ camera to look at the readings?

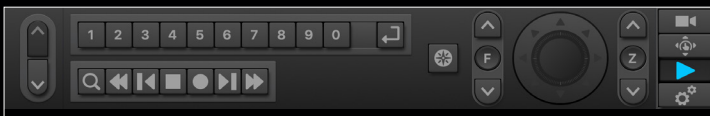
With your camera icons positioned on the deck plan, selecting the appropriate icon will switch video and enable control of PTZ cameras.

Alarm icons will flash when triggered and can be armed and disarmed via the icon.

Preset icons can be placed to send PTZ cameras to monitor a specific position at the touch of a button.

If you don't want to upload your own images, simply select your devices from the scroll-down text menu.


RECORD



CMAC™ systems feature a built-in digital video recorder and the Iris Control App includes a virtual control panel to provide access to the recorder's functions.

The NVR control panel within Iris Control provides access to the record module's menu system for full device configuration, including input naming, video motion detection settings, search and playback of recordings and much more.

CONTROL



Iris Control's virtual joystick provides smooth, accurate control of your PTZ and Thermal cameras from networked chart-plotters completely eliminating the need for additional controller hardware on your helm.

As well as Pan, Tilt, Zoom and focus controls, we've included thermal palette and shutter controls, gyro toggle and trim controls, day / night and Infra Red LED ON/OFF controls, scan and preset controls and buttons to jump to AIS tracking controls and Drone operation.

As well as pan and tilt control using the virtual joystick, CMAC™ also supports USB Touch Control to allow precise touch control from the video feed from Chart-Plotters or screens supporting USB Touch.

CONFIGURE



As well as naming cameras, deck plans, photos, alarm and preset icons, Iris Control's set up menus are simple and intuitive and let you configure preset positions, camera image and configure mirror and invert, PTZ camera home position and software upgrades.