

Pacer Group

Duplex Boat Cable

Duplex boat cable is a two-conductor cable designed with corrosion-resistant conductors and durable insulation to withstand the harsh marine environment. Pacer Group's duplex boat cable is designed with flexibility and longevity in mind. We know that wiring on a boat often occurs in areas with little space to maneuver. That is why we focused on creating a highly flexible boat cable without compromising its durability.




Construction








Type III Class K annealed fine stranded tinned copper

Specialized processes are used to enhance conductivity

Compliances

-  UL Standard 1426 BC-5W2
-  RoHS Compliant
-  ABYC: E-11.14
-  Coast Guard: 33 CFR part 183
-  UL Compliant

Resistances


-  Acid Resistant
-  Alkali Resistant
-  Oil Resistant
-  Moisture Resistant
-  Abrasion Resistant
-  Gasoline Resistant
-  Flame Resistant





PART NUMBER	AWG NO.	NO. OF COND.	CONDUCTOR STRANDING	NOM. JACKET THICKNESS (IN.)	NOM. CABLE O.D. (IN.)	STANDARD PUT-UPS	APPRX LB/M
"DC" Red + Black Conductors, White Jacket							
W18/2DC	18	2	16/0.0100	0.035	0.185 x 0.300	C,TL,D,M	40
W16/2DC	16	2	26/0.0100	0.035	0.200 x 0.330	C,TL,D,M	51
W14/2DC	14	2	41/0.0100	0.035	0.225 x 0.370	C,TL,D,M	65
W12/2DC	12	2	65/0.0100	0.035	0.245 x 0.410	C,TL,D,M	82
W10/2DC	10	2	105/0.0100	0.035	0.265 x 0.455	C,TL,D,M	128
W8/2DC	8	2	7x24/0.0100	0.040	0.350 x 0.630	L,C,TL,D	230
W6/2DC	6	2	7x38/0.0100	0.045	0.450 x 0.800	L,C,TL,D*	364

- ➔ Built for durability, flexibility, and longevity in the harshest marine environments
- ➔ So flexible that you can tie it into a knot without compromising any of its qualities
- ➔ Proprietary insulation ensures the highest level of protection available
- ➔ Ease of installation and the longevity of its design have helped solidify this boat cable as the choice of boating professionals



PART NUMBER	AWG NO.	NO. OF COND.	CONDUCTOR STRANDING	NOM. JACKET THICKNESS (IN.)	NOM. CABLE O.D. (IN.)	STANDARD PUT-UPS	APPRX LB/M
"Safety Wire" Red + Yellow Conductors, White Jacket							
W18/2RYW	18	2	16/0.0100	0.035	0.190 X 0.300		40
W16/2RYW	16	2	26/0.0100	0.035	0.200 x 0.330	C,TL,D,M	51
W14/2RYW	14	2	41/0.0100	0.035	0.225 x 0.370	C,TL,D,M	65
W12/2RYW	12	2	65/0.0100	0.035	0.245 x 0.410	C,TL,D,M	82
W10/2RYW	10	2	105/0.0100	0.035	0.265 x 0.455	C,TL,D,M	128
W8/2RYW	8	2	7x24/0.0100	0.040	0.350 x 0.630	C,TL,D	230
W6/2RYW	6	2	7x38/0.0100	0.045	0.450 x 0.800	C,TL,D	364

PART NUMBER	AWG NO.	NO. OF COND.	CONDUCTOR STRANDING	NOM. JACKET THICKNESS (IN.)	NOM. CABLE O.D. (IN.)	STANDARD PUT-UPS	APPRX LB/M
White + Black Conductors, White Jacket							
W16/2	16	2	26/0.0100	0.035	0.200 x 0.330	C,TL,D,M	51
W14/2	14	2	41/0.0100	0.035	0.225 x 0.370	C,TL,D,M	65
W12/2	12	2	65/0.0100	0.035	0.245 x 0.410	C,TL,D,M	82
W10/2	10	2	105/0.0100	0.035	0.265 x 0.455	C,TL,D	128