

# CHASE™

The RIGID Chase rear facing LED light adds safety and functionality to any UTV, rail, buggy, Jeep, or other off-road application by packing reverse, courtesy, strobe, running (low power), and brake lights (high power) into a single compact package. A halo of powerful colored LEDs in red, amber, or blue around the perimeter of the aluminum housing can be used as a strobe (for racing and chase applications), running light, or third brake light. The center portion of the RIGID Chase functions as a 715 lumen white light suitable for use as a reverse or area light, and there's also a smaller downward-facing courtesy light for illuminating the cargo area. Whether it's used individually or wired in series, the Rigid Chase LED light is packed with features at a great value.



AMBER



BLUE



RED



STROBE,  
COURTESY,  
REVERSE,  
RUNNING & BRAKE  
ALL IN ONE

5 MODES



STROBE



168 LUMENS

COURTESY



715 LUMENS

REVERSE



RUNNING



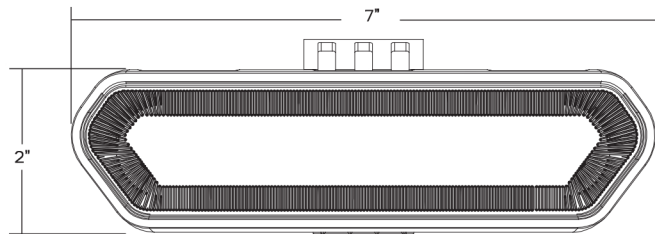
BRAKE



## FEATURES

- 50,000+ Hour Lifespan
- 10-15 V DC
- Durable UV Polyester Powder Coat
- GORE® Pressure Equalizing Vent
- High-Grade Aluminum Alloy Heatsink
- Integrated Thermal Management System
- Impact Resistant Polycarbonate Lens
- IP66 Compliant - Dust / Water Ingress
- Mounting Brackets Included
- Over / Under Voltage Protection
- Operating Temp -40° F ~ +145° F / -40° C ~ +60° C
- Protected Against RFI / EMI
- Patented Technology
- Reverse Polarity Protection
- RoHS Compliant
- SAE J575 Compliant - Shock / Vibration
- Reverse Light and Curtesy Light
- Halo Features 3 Modes; Strobe, Running, Brake
- 3 Halo Color Options; Amber, Red, & Blue
- Universal 90° Mounting Bracket
- 1.75" - 2.00" Adjustable Tube Mount
- 5ft Multi-Trigger Lead for Versatile Configurations

## DIMENSIONS & MOUNTS

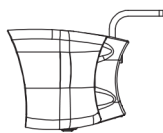


### SURFACE MOUNT

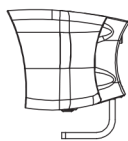
Universal 90° Mount Included



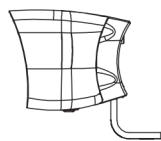
TOP  
FRONT



TOP  
BACK



BOTTOM  
FRONT

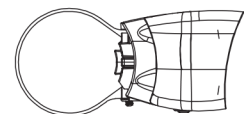


BOTTOM  
BACK

MOUNTING OPTIONS

### ADJUSTABLE TUBE MOUNT

Mount Included



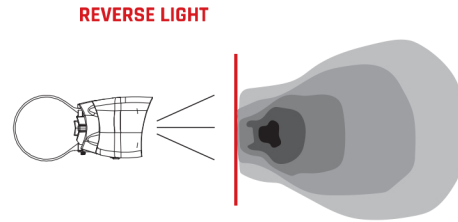
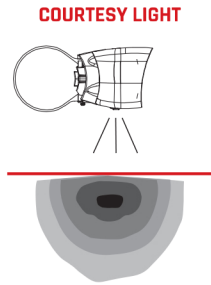
FITS 1.75" - 2" TUBE

**COURTESY AND  
REVERSE BEAM  
PATTERNS**



**BEAM PATTERNS**

Unlike all of our other lights, the RIGID Chase does not have a forward-projecting light. But, the Chase does include both a courtesy and reverse light among its many features. The custom-designed graphs illustrate these beam patterns below.




**MODES**



COURTESY



REVERSE





RUNNING



STROBE



BRAKE



**CHOOSE YOUR  
COLOR OPTION  
AMBER, RED  
OR BLUE**

A = LUX AT 10 METERS

B = BEAM DISTANCE (m) WITH 1 LUX


C = BEAM DISTANCE (m) WITH .25 LUX

## SPECIFICATIONS



	AMBER	RED	BLUE	MODE	WATTS	AMP DRAW @14VDC	*RAW LUMENS
<b>CHASE</b>	90122	90133	90144	<b>COURTESY LIGHT</b>	4.2	0.3	168
				<b>REVERSE LIGHT</b>	9.8	0.7	715

\* Raw Lumens is based on LED manufacturer specifications.



### LIGHTS COME WITH

- Mounting Hardware
- Black Powder Coated, L-Shape Bracket
- Black Powder Coated, Adjustable Tube Clamp
- Multi-Trigger Open Leads, No Connector
- 5ft Wire Extension